



Rocky Mountain Oracle Users Group

RMOUG TREASURER'S REPORT

Period: October 1 – October 31, 2015

Prepared by John Jeunnette with input from Peggy King

SUMMARY/COMMENTS

RMOUG continues to be in a good financial position with money in the bank to cover current operations. Month-end account balances are listed below followed by income and expense details for the period.

The Treasurer has reviewed the transactions for the period and all posted transactions are in line with expectations. An updated budget with year to day data is presented below for review. Annual income and expenses distribution graphs are presented for discussion.

Income for period includes membership renewal and Training Days registrations and exhibitor payments.

Expenses for the period are typical for this time of year with minimal Training Days expenses and normal operating expenses.

BANK ACCOUNTS, BALANCES AUGUST 31, 2015

ACCOUNT	BALANCE	NOTES
Primary Checking	\$29,943.98	
Scholarship Fund	\$8,716.83	
Savings	\$25,808.43	
Certificate of Deposit	\$50,499.30	
Total:	\$114,968.54	

PERIOD INCOME AND EXPENSES

Rocky Mountain Oracle Users Group (RMOUG)
Profit and Loss
October 2015

	Total
▼	▼
Income	
4100 Program Revenues	
4110 Registration	1,540.00
4120 Exhibitors	1,600.00
4130 Sponsorships	1,500.00
Total 4100 Program Revenues	4,640.00
4200 Membership Dues	
4210 Renewal Members	4,085.00
4220 New Members	450.00
Total 4200 Membership Dues	4,535.00
4300 Other Revenues	
4320 Interest Income	1.05
4340 Meeting Income	82.00
Total 4300 Other Revenues	83.05
Total Income	\$9,258.05
Cost of Goods Sold	
5000 Budgeted Direct Expenses	
5200 Conference Expenses	
5240 Insurance (Convention Center)	787.93
Total 5200 Conference Expenses	787.93
Total 5000 Budgeted Direct Expenses	787.93
Total Cost of Goods Sold	\$787.93
Gross Profit	\$8,470.12
Expenses	
7000 Operating Expenses	
7050 Bank Service Charges	0.00
7090 Credit Card Discounts	244.90
7240 Outside Services	
7242 Services - Peggy King	1,311.75
Total 7240 Outside Services	1,311.75
7330 Scholarships	1,000.00
7450 SIGs	

7451 Meals	81.00
Total 7450 SIGs	81.00
Total 7000 Operating Expenses	2,637.65
Total Expenses	\$2,637.65
Net Operating Income	\$5,832.47
Net Income	\$5,832.47

BUDGET (JUNE, 2015 – MAY, 2016) VERSES ACTUALS (JUNE, 2015 – OCTOBER, 2015)

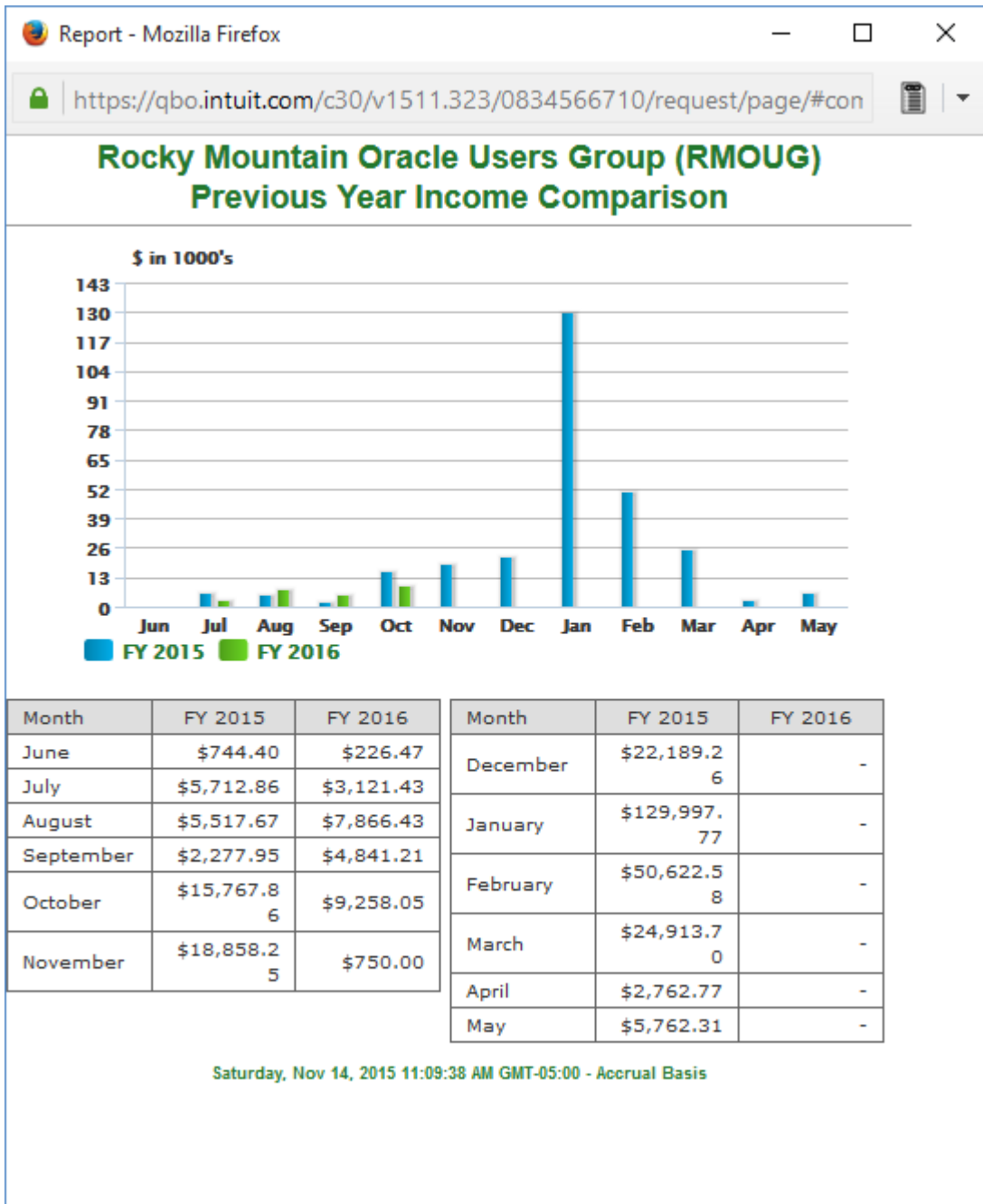
Rocky Mountain Oracle Users Group (RMOUG)
Budget verses Actual
June 2015 - May 2016

	Total	Actual YTD
		October, 2015
Income		
4100 Program Revenues	250,000.00	15,900.00
4200 Membership Dues	30,000.00	8,695.00
4300 Other Revenues	10,000.00	718.59
Total Income	\$290,000.00	23,313.59
Cost of Goods Sold		
5000 Budgeted Direct Expenses		
5200 Conference Expenses	4,5000.00	787.93
5300 Conference Site Expenses	57,000.00	11,907.31
5400 Event Management Expenses	62,000.00	3,400.00
5500 Meals Expense	86,000.00	
5600 Printing & Reproduction	15,000.00	
Total 5000 Budgeted Direct Expenses	224,500.00	16,095.24
Total Cost of Goods Sold	\$224,500.00	16,095.24
Gross Profit	\$65,500.00	9,218.35
Expenses		
7000 Operating Expenses		

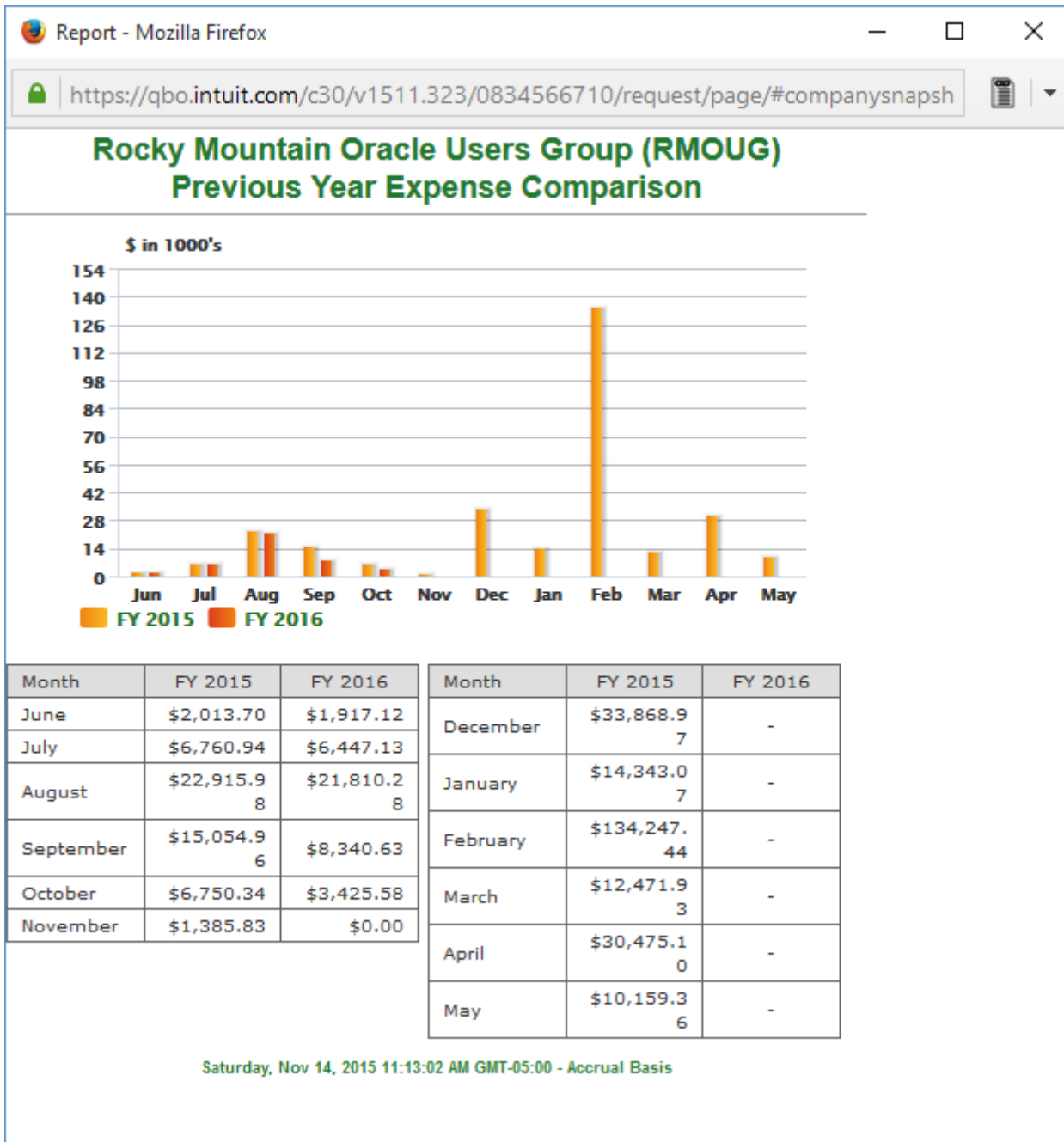
7010 Accounting & Tax Preparation	1,700.00	1,260.00
7050 Bank Service Charges	750.00	149.10
7090 Credit Card Discounts	2,600.00	842.41
7100 Depreciation	600.00	
7110 Dues & Subscriptions	60.00	60.00
7170 Insurance	3,000.00	
7190 Legal Fees	200.00	
7230 Office Supplies	200.00	
7240 Outside Services	15,000.00	7,053.00
7260 Postage and Delivery	1,500.00	
7270 Printing & Reproductions	500.00	
7330 Scholarships	5,500.00	1000.00
7370 Telephone	600.00	
7410 Board Meetings	500.00	173.44
7420 Newsletter	16,000.00	8,330.64
7440 Quarterly Meeting	10,000.00	6,615.97
7450 SIGs	150.00	360.94
7460 Information Systems	2,500.00	
Total 7000 Operating Expenses	61,300.00	25,845.50
Total Expenses	\$61,300.00	25,845.50
Net Income	\$ 4,200.00	-16,627.15

INCOME/EXPENSE DISTRIBUTION

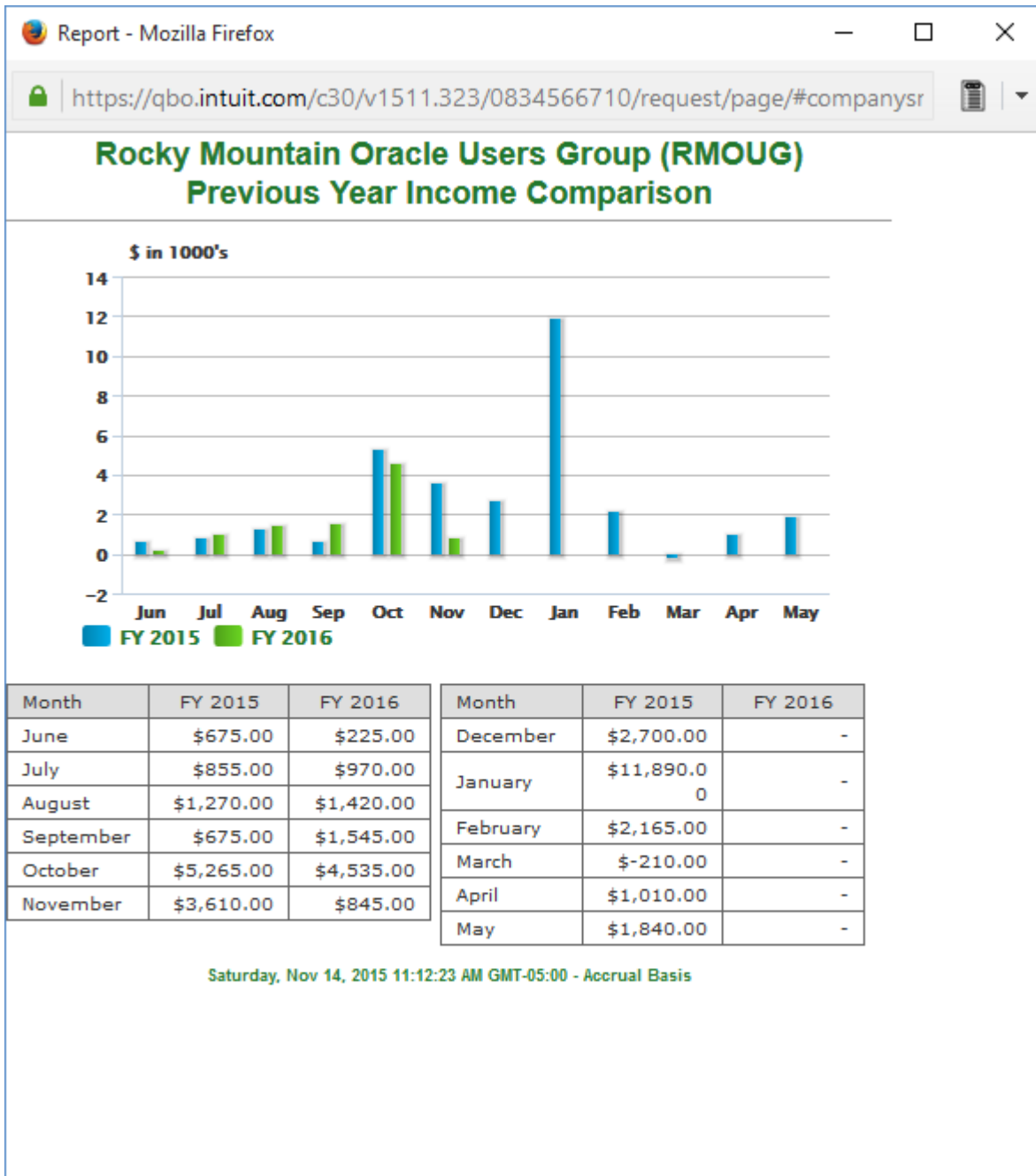
Total Income:



Total Expenses:

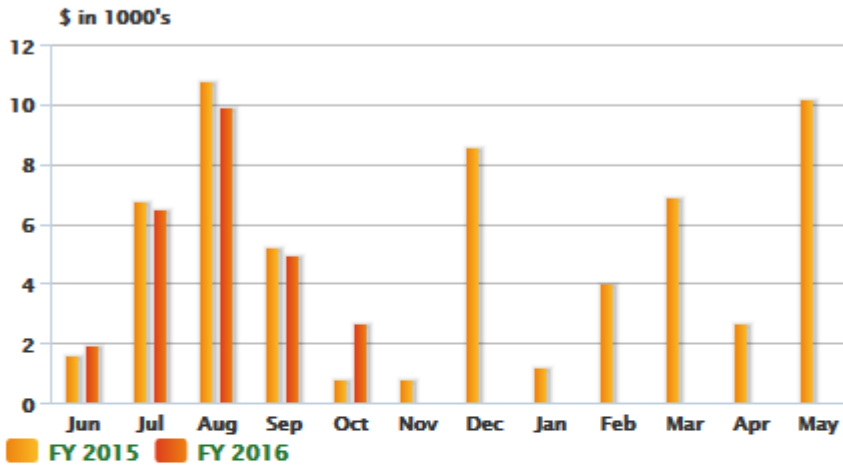


Membership Income:



Operating Expenses:

Rocky Mountain Oracle Users Group (RMOUG) Previous Year Expense Comparison



Month	FY 2015	FY 2016	Month	FY 2015	FY 2016
June	\$1,543.42	\$1,917.12	December	\$8,570.32	-
July	\$6,701.51	\$6,447.13	January	\$1,142.35	-
August	\$10,770.66	\$9,902.97	February	\$4,007.75	-
September	\$5,184.19	\$4,940.63	March	\$6,859.84	-
October	\$735.50	\$2,637.65	April	\$2,633.95	-
November	\$777.28	\$0.00	May	\$10,159.36	-

Saturday, Nov 14, 2015 11:13:32 AM GMT-05:00 - Accrual Basis